


Progressive Language, Inc.

# Spanish Champs

## Activity and Coloring Book

Level 1



Illustrated by Aaron Garcia

## Suggested Learning Sequence

## Me llamo \_\_\_\_\_

The learning order below is only a suggestion. Feel free to change the order to suit the age and ability of your children. Each child will like some songs more than others. If a child is having a difficult time with a particular song, skip to another song and come back to it later. Use this sheet to keep track of your learning progress. Indicate when you can sing a song and then when you can use the Spanish from the song. Praise and encourage your children often as they learn the songs. Make sure to have fun!

Suggested Learning Order	Track #	Theme	I Can Sing it!	I Can Use it!
1. Hola, yo me llamo	23	Introductions		
2. Hola, buenos días	3	Greetings		
3. Rojo, amarillo	4	Colors		
4. La araña subió	16	Weather		
5. Un elefante	17	Counting		
6. Tengo un amigo	6	Counting		
7. Estrellita	19	Where & I Want		
8. Yo soy tu amigo	1	Verb: Ser (to be)		
9. Me visto así	7	Clothes & Dressing		
10. Las cosas que me gustan	21	Food & I Like		
11. ¿Me da una manzana?	22	Food & Manners		
12. Tengo una cabeza	5	Body & Actions		
13. El burro y el médico	15	Body & I Hurt		
14. Los sentimientos	9	Greetings & Feelings		
15. Los pollitos	18	Food, Feelings		
16. Me llamo Juan	10	I Like, I Want, Where Is?		
17. Erre con erre	13	Pronunciation for "rr"		
18. Yo estoy en mi casa	8	Verb: Estar (to be)		
19. ¿A dónde fuiste?	14	Bunny Story		
20. Yo tengo, tú tienes	20	Verb: Tener (to have, to be)		
21. ¿Un coco no quieres?	11	Tongue Twister		
22. Pronto seremos amigos	2	How to Learn Spanish		
23. El gallo	12	Story		

# Title Page

Sequence & Progress Chart	ii
How to use this Coloring Book	2
Spanish Champs Progress Chart	3

## Illustrations

Blue Wolf	4
Yo soy tu amigo	5
Pronto seremos amigos	6
Hola, buenos días	7
Rojito, amarillo	8
Tengo una cabeza	9
Tengo un amigo	10
Me visto así	11
Yo estoy en mi casa	12
Los sentimientos	13
Me gusta el pan	14
¿Un coco no quieres?	15
El gallo	16
Erre con erre	17
¿A dónde fuiste?	18
El burro y el médico	19
La araña subió	22
Un elefante	23
Los pollitos	24
Estrellita	25
Yo tengo, tú tienes	26
Las cosas que me gustan	27
¿Me da una manzana?	28
Hola, yo me llamo	30
Lesson 1 Activity	31
Lesson 2 Activity	32
Lesson 3 Activity	33
Lesson 4 Activity	34
Lesson 5 Activity	35
Lesson 6 Activity	36
Lesson 7 Activity	37
Lesson 8 Activity	38
Lesson 9 Activity	39
Lesson 10 Activity	40
Lesson 11 Activity	41
Lesson 12 Activity	42
Lesson 13 Activity	43
Lesson 14 Activity	44
Lesson 15 Activity	45
Lesson 16 Activity	46



The **Spanish Champs** brand name and all resources, including but not limited to songs, music, videos, illustrations, plays, skits, stories, games, or contests, are for **non-commercial** use only unless express written consent from Progressive Language, Inc., has been granted.

Text and illustrations © 2005 and 2009  
by Progressive Language, Inc.  
All Rights Reserved.

Printed in U.S.A.

ISBN 978-0-9758759-8-8

# How to Use This Coloring Book

Use this book in conjunction with the Spanish Champs Level 1 Songs and Song Book. It is also the companion to classroom based Spanish Champs programs.

This book isn't just for little children. Using these song drawings and reinforcement activities will accelerate your child's Spanish comprehension.

1. Color in the pictures.
2. Have the children try to associate words to each song with the pictures. See if they can sing any of the song as they point to the pictures.
3. Write the words under each picture. (Refer to the Song Book.) This will help the parents/teacher also learn the song and what it means.
4. Sing the song with the child and point to the picture at the appropriate time if they can't do this on their own.
5. Cut the song sheet into individual images. Work with your child to put it back together in proper order. Save your pieces in a little plastic bag. Since we recommend that you cycle through all the songs more than once, you can reuse them on the second or third pass through. Make a photocopy of the image before cutting it up (for personal use only).
6. After your child can do the sequence, remove an image and see if they can figure out what is missing (which words don't have an associated image).
7. Take a blank sheet of paper and have your child draw their own version of the song images. If they can do this, then you can change the words in some of the songs to make your own version. For example, in the song *Me visto así*, have them change the colors of the clothing items, or in *¿Me da una manzana?*, have them change the food items.
8. If you are using this book as part of a class, the teacher will tell you when to use each of the 16 activities. If you are using this book on your own, look at the top of each activity, it mentions the related songs for the activity.
9. Start a notebook to store the colored images and the activities.
10. Give a child a star when she can sing a song and another when she can sing it with the karaoke music. When she can use the Spanish from the song, she is a Spanish Champ and gets the third star!
11. Once you fill in any of the progress charts, make sure to celebrate.

Do you have an interesting or fun way to use the Spanish Champs coloring book? Please send your learning tips and suggestions to: [story@progressivelanguage.com](mailto:story@progressivelanguage.com).

# Spanish Champs Progress

Give a child a star when he can sing a song and when he can sing it with the karaoke music. When he can use the Spanish from the song he is a Spanish Champ!

Song	Sing	Karaoke	Champ!
Hola, yo me llamo			
Hola, buenos días			
Rojo amarillo			
La araña subió			
Un elefante			

Song	Sing	Karaoke	Champ!
Tengo un amigo			
Estrellita			
Me visto así			
Las cosas que me gustan			
¿Me da una manzana?			




Song	Sing	Karaoke	Champ!
Tengo una cabeza			
El burro y el médico			
Los sentimientos			
Los pollitos			
Me gusta el pan			



Save Lobo Azul for later use.

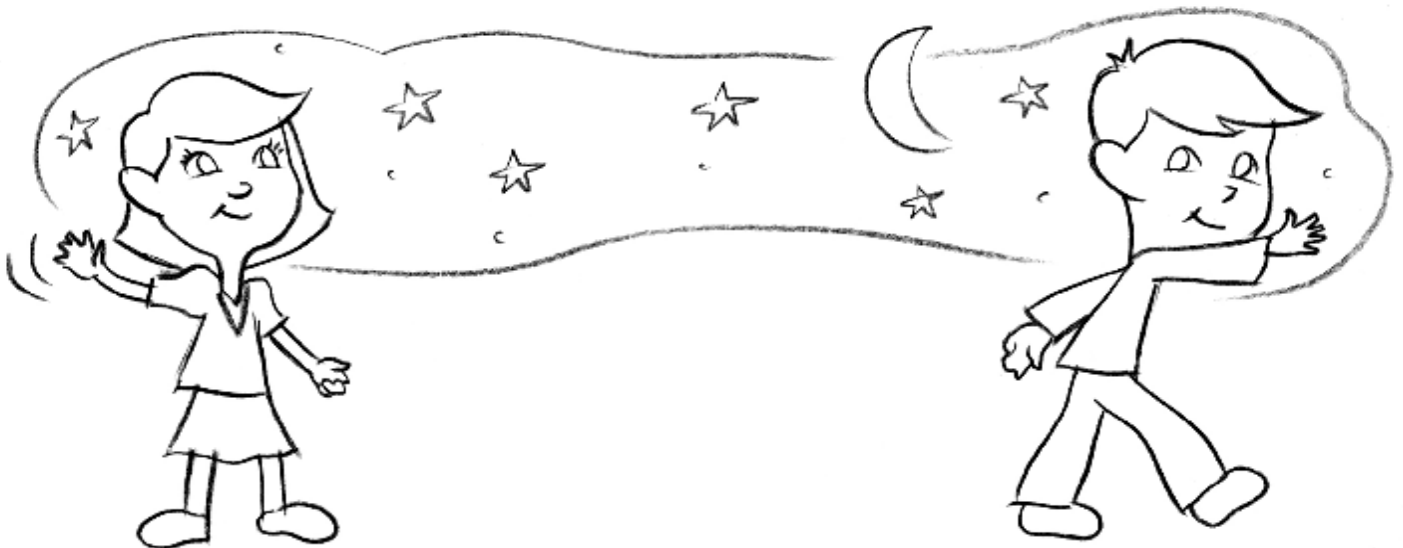



# 1. Yo soy tu amigo

I Am Your Friend



### 3. Hola, buenos días


Hello, Good Morning





# 4. Rojo, amarillo


Red, Yellow







## 7. Me visto así

I Dress Like This



# 18. Los pollitos

The Little Chicks





# Spanish Champs

www.ProgressiveLanguage.com



## Lesson 1: Greetings & Introductions


Songs: *Hola buenos días* (Song 3); *Hola, yo me llamo* (Song 23)

Video: Spanish Champs Level 1 DVD: Greetings

Dear Parents,

The first lesson covers the vocabulary below. Try to use it with your child several times over the next couple of weeks. This will help them learn more quickly. Don't expect them to be able to use this Spanish perfectly. It may take them months before they can use even simple Spanish phrases. Have fun with Spanish and encourage your child.

Hola	Hello
Buenos días	Good morning
Buenas tardes	Good afternoon
Buenas noches	Good night
¿Qué tal?	How's it going?
¿Cómo estás?	How are you?
Estoy muy bien	I am well
Gracias	Thank you
Yo me llamo _____	My name is _____
¿Cómo te llamas?	What's your name?



### Suggested Activities

- Make a simple puppet out of a sock or paper lunch bag and give it a name. Use the puppet to talk to your child. For example: *Me llamo Julia, ¿Cómo te llamas?* Let your child use the puppet to talk to you in the same way.
- Ask your child if she can sing any of the song *Hola buenos días* and show you any of the hand motions. Over the next month she will be able to do some or all of it.
- If you have the Spanish Champs DVD Level 1, watch the Greetings section with your child, and make sure to respond with the children's voices on the DVD.
- Draw a scene similar to the one on this sheet showing the position of the sun when you say *buenos días*, *buenas tardes*, or *buenas noches*.



# Spanish Champs

www.ProgressiveLanguage.com



## Lesson 7: I Have & Clothes

Songs: Review: Tengo un amigo (Level 1 CD, Song 6) New: Me visto así (Level 1 CD, Song 7)


Video: Spanish Champs Level 1 DVD: Clothes

Dear Parents,

In this lesson the children are learning about clothes, getting up, and getting dressed.

### New Vocabulary

levántate	get up
vístete	get dressed
por favor	please
sí mami	yes mom
me pongo	I put on
la camisa	the shirt
los pantalones	the pants
las medias	the socks
los zapatos	the shoes



Me levanto en la mañana.  
I get up in the morning.

Me pongo la camisa.  
I put on my shirt.




Me pongo los pantalones.  
I put on my pants.

Me pongo las medias (los calcetines)  
I put on my socks.

Me pongo los zapatos.  
I put on my shoes.

Me veo muy bien.  
I look very good.



### Suggested Activities

- Ask your child (3+) if he can teach you the song: *Me visto así (I dress like this), with motions.*
- Write the correct sentence under the corresponding drawing.
- Color the drawings



# Spanish Champs

Spanish Champs is a beginning Spanish program for children and families that taps into a child's natural ability to learn languages.

Spanish Champs is a fun and dynamic program that uses singing, games, activities, reading, skits, videos and contests to learn Spanish.

Spanish Champs is used in homes and classrooms throughout the world.

